



[CNE25] Pokémon Hoenn League

Placed by: Tedonus

Placed Date: 29-1-2025

N 51° 34.528 E 005° 42.519

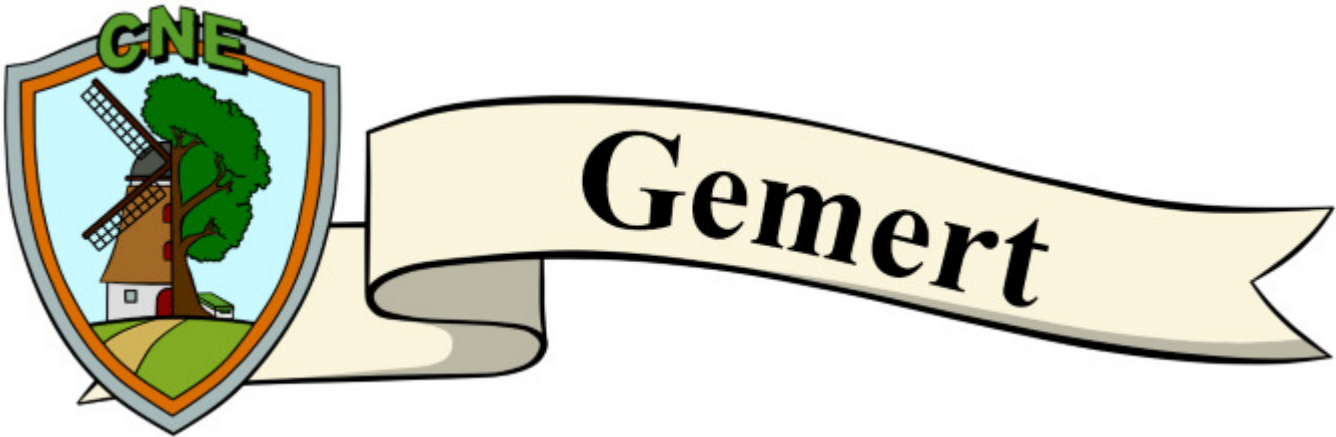
UTM: 31U E 687688 N 5717298

Difficulty: ★★☆☆☆
Terrain: ★★☆☆☆

Size: (Other)

Log Counts: 2 Post Reviewer Note 2 Temporarily Disable Listing 2 Submit for Review

Long Description



This cache is part of CNE 2025

CNE stands for the culture and nature event. The event took place on March 22, 2025 in Gemert. More information about CNE can be found at: www.cultuurennaturevent.nl

With this event and these caches we want to show everyone all the beauty that Gemert and surroundings have to offer in terms of culture and nature. We wish you as an organization a lot of fun with these caches!

BvVeen, Tedonus, Pc_Queen, Flash! en TeamThoroCatchers

[CNE25] Pokémon Hoenn League

POKÉMON™



Hello new trainer. My name is Professor Birch. I am known as a Pokémon professor in this beautiful world full of these beautiful creatures. Today I will send you on a journey to defeat all the gym leaders in the Hoenn region, and help you become the champion of the Hoenn League. This is the best way for you and your Pokémon to become stronger, so that you can one day be a Pokémon Master.


Let me introduce you to your Pokémon partner: Mudkip, the mudskipper Pokémon. This is the perfect Pokémon for your adventure! Mudkip is a Water type. In the water, Mudkip breathes using the gills on its cheeks. If it gets into a tough situation in battle, it can shatter rocks larger than itself.



To help you, I will also give you a Pokédex. In this you will find all the information about the Pokémon you encounter. A useful tool that you will find in this is the type advantage list. This indicates which type of Pokémon has an advantage over another type. A kind of **rock - paper - scissors**. This helps you to choose the best Pokémon for the battle.

To defeat all the gym leaders, go to the first point where the gym leader Roxanne is waiting for you. When you defeat her, she will show you the right way to the next gym. To defeat her, you will have to choose the most suitable Pokémon to fight against her. Each time, you will be given the choice between a number of Pokémon that you have caught along the way.

With your partner Pokémon and your Pokédex in hand, you're ready to go. And don't forget to bring a few extra Pokéballs. Good luck on your journey as a Pokémon trainer!



This type - defeats - Opponent - defeats - This type













This cache is part of a larger series

For a complete list of the rest of these caches we would like to refer you to
www.cultuurennatuurevent.nl/listings2025

CNE

ByVeen Tedonus Pc Queen Flash! Team ThoroCatchers
 Bery Jack & Cindy Jelle & Inge Theo Eduard & Jeanette

Additional Waypoints

Prefix	Lookup	Name	Coordinate
 01		1. Rustboro Gym (Physical Stage)	N 51° 34.528 E 005° 42.518
Note: Pick the right pokémon to use against the gym leader to walk the right path. Choose the right Pokémon to use against the gym leader to find the right path.			
 02	01	2. Dewford Gym (Physical Stage)	???
Note: Pick the right pokémon to use against the gym leader to walk the right path. Choose the right Pokémon to use against the gym leader to find the right path.			
 03	02	3. Mauville Gym (Physical Stage)	???
Note: Pick the right pokémon to use against the gym leader to walk the right path. Choose the right Pokémon to use against the gym leader to find the right path.			
 04	03	4. Lavaridge Gym (Physical Stage)	???
Note: Pick the right pokémon to use against the gym leader to walk the right path. Choose the right Pokémon to use against the gym leader to find the right path.			
 05	04	5. Petalburg Gym (Physical Stage)	???
Note: Pick the right pokémon to use against the gym leader to walk the right path. Choose the right Pokémon to use against the gym leader to find the right path.			
 06	05	6. Fortree Gym (Physical Stage)	???
Note: Pick the right pokémon to use against the gym leader to walk the right path. Choose the right Pokémon to use against the gym leader to find the right path.			
 07	06	7. Mossdeep Gym (Physical Stage)	???
Note: Pick the right pokémon to use against the gym leader to walk the right path. Choose the right Pokémon to use against the gym leader to find the right path.			
 08	07	8. Sootopolis Gym (Physical Stage)	???
Note: Pick the right pokémon to use against the gym leader to walk the right path. Choose the right Pokémon to use against the gym leader to find the right path.			
 FN	FN	Pokémon League (Final Location)	???
Note:			
 P	P0	Parking (Parking Area)	N 51° 34.453 E 005° 42.652
Note:			

Cache Attributes



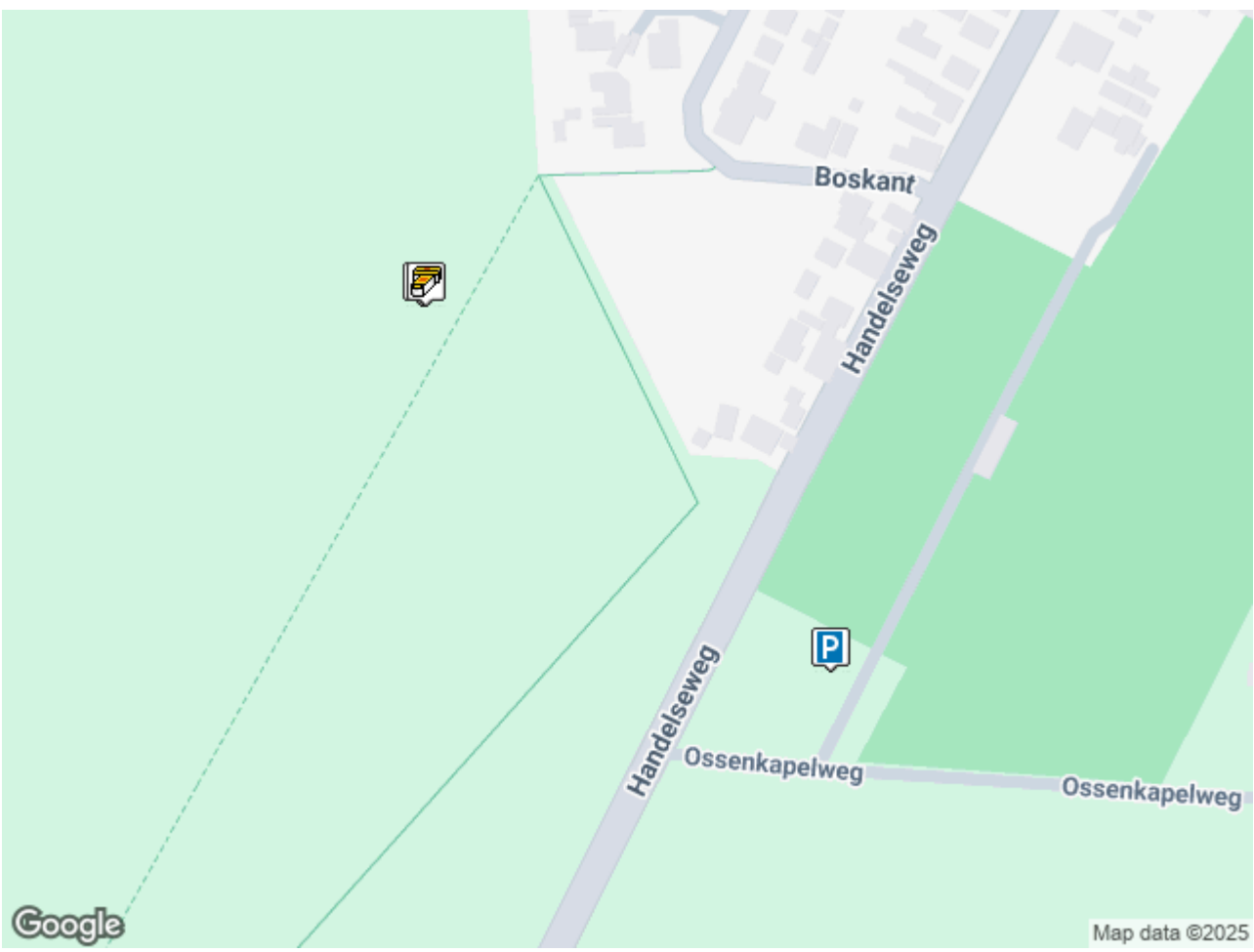
[What are Attributes?](#)

Dangerous animals nearby, Thorns nearby, Ticks nearby, No bicycles allowed, Not available 24/7, Not wheelchair accessible, Not stroller accessible, Scenic view nearby, 1 km–10 km hike, Field puzzle, Dogs allowed

Logs

Overview Map

[[640x480](#) | [320x240](#)]



Page Generated On 02/16/2025 13:32:07

Copyright © 2000-2025 [Groundspeak Inc.](#) All Rights Reserved.
Designated trademarks and brands are the property of their respective owners.
Use of this Web site constitutes acceptance of the [Groundspeak Terms of Use.](#)